



Term:
 School: Economic, Political and Policy Sciences
 Dept:

[EPPS3405.501.16S](#)
 Introduction to Social Statistics with Lab
 Instructor: [Rubia Valente](#)

Course Experience for EPPS3405.501.16S - Introduction to Social Statistics with Lab

Evaluation Scale is 5 Level Likert Item	SD	D	N	A	SA	%/#	SD	D	N	A	SA	TOT	Summary Statistics	
	The course objectives were clearly defined.	0%	0%	0%	16%	84%	%	-	-	-	16%	84%	100%	M
						#	-	-	-	3	16	19	μ	4.84
													σ	0.37
													N	19
The course was well organized.	0%	0%	0%	16%	84%	%	-	-	-	16%	84%	100%	M	4.91
						#	-	-	-	3	16	19	μ	4.84
													σ	0.37
													N	19
Overall, the course was excellent.	0%	0%	0%	25%	75%	%	-	-	-	25%	75%	100%	M	4.83
						#	-	-	-	5	15	20	μ	4.75
													σ	0.44
													N	20

Instructor Rubia Valente (EPPS3405.501.16S)

Evaluation Scale is 5 Level Likert Item	SD	D	N	A	SA	%/#	SD	D	N	A	SA	TOT	Summary Statistics	
	The instructor clearly defined and explained the course objectives and expectations.	0%	0%	0%	15%	85%	%	-	-	-	15%	85%	100%	M
						#	-	-	-	3	17	20	μ	4.85
													σ	0.37
													N	20
The instructor was prepared for each instructional activity.	0%	0%	0%	10%	90%	%	-	-	-	10%	90%	100%	M	4.94
						#	-	-	-	2	18	20	μ	4.90
													σ	0.31
													N	20
The instructor communicated information effectively.	0%	0%	0%	15%	85%	%	-	-	-	15%	85%	100%	M	4.91
						#	-	-	-	3	17	20	μ	4.85
													σ	0.37
													N	20
The instructor encouraged me to take an active role in my own learning.	0%	0%	0%	20%	80%	%	-	-	-	20%	80%	100%	M	4.88
						#	-	-	-	4	16	20	μ	4.80
													σ	0.41
													N	20
The instructor was available to students either electronically or in person.	0%	0%	0%	5%	95%	%	-	-	-	5%	95%	100%	M	4.97
						#	-	-	-	1	19	20	μ	4.95
													σ	0.22
													N	20

The instructor seemed genuinely interested in teaching.		%	-	-	-	5%	95%	100%	M	4.97
		#	-	-	-	1	19	20	μ	4.95
									σ	0.22
									N	20
The instructor provided timely feedback.		%	-	-	-	5%	95%	100%	M	4.97
		#	-	-	-	1	19	20	μ	4.95
									σ	0.22
									N	20
The instructor evaluated students fairly.		%	-	-	-	5%	95%	100%	M	4.97
		#	-	-	-	1	19	20	μ	4.95
									σ	0.22
									N	20
Overall, this instructor was excellent.		%	-	-	-	10%	90%	100%	M	4.94
		#	-	-	-	2	18	20	μ	4.90
									σ	0.31
									N	20

Student Experience for EPPS3405.501.16S - Introduction to Social Statistics with Lab

Evaluation Scale is 5 Level Likert Item	SD	D	N	A	SA	%/#	SD	D	N	A	SA	TOT	Summary Statistics	
I was free to ask questions and express my opinions and ideas.							%	-	-	-	6%	94%	100%	M 4.97 μ 4.94 σ 0.24 N 18
						#	-	-	-	1	17	18		
My performance was evaluated fairly.							%	-	-	-	5%	95%	100%	M 4.97 μ 4.95 σ 0.22 N 20
						#	-	-	-	1	19	20		
I discussed ideas from this course with others outside the classroom.							%	-	10%	5%	15%	70%	100%	M 4.79 μ 4.45 σ 1.00 N 20
						#	-	2	1	3	14	20		
This course has been (or will be) of value to me.							%	-	15%	5%	5%	75%	100%	M 4.83 μ 4.40 σ 1.14 N 20
						#	-	3	1	1	15	20		
This course inspired me to learn more.							%	5%	10%	5%	5%	75%	100%	M 4.83 μ 4.35 σ 1.27 N 20
						#	1	2	1	1	15	20		

Comments - Access to comments is restricted. You have permission to view comments

What aspects of this course should remain the same?

1. PROFESSOR
2. Dr. Valente's style and approach were stellar. It is a well organized course.
3. None
4. I strongly believe this course, from my perspective, should remain the same because the instructor delivered the lessons and knowledge in a manner that enable everyone to do well if they put effort into it.

5. I want it to be the same.
6. All of it
7. I think every aspect of this course should remain the same.. I entered this class worried because I am not good at anything that has to do with math, but Dr. Valente took her time to make me understand the material, to the point where I actually enjoyed statistics.
8. I would strongly recommend my instructor to stay as a present and future professor at UTD. I am a strong believer that with her anyone who did not like math would not find it as hard because she makes sure her students understand how she projects the information and as a student we learn how to deliver back what we learned. She by far has been my best instructor because she has the patience, she encourages the student, she motivates, and last but not least she is available to assist all her students.
9. everything really. I absolutely loved how Dr. Valente taught this so well. She always made sure each one of us understood what the content was about and was able to answer any question we had and broke it down to our learning ways.
10. I feel like everything in this class was great. The professor was one of the best I've had since being at UTD she taught very well and was always wanting to help her students.
11. Everything about this course was excellent - would not change the curriculum
12. Dr. Valente's teaching style
13. All aspects.
14. Dr. Valente's Exam review sessions were extremely helpful, and in that session she went over any questions or misunderstandings we had about each topic. She created a learning environment where students were not afraid to ask questions and made sure not to leave anyone behind. The Labs in class were extremely helpful to learning the concepts and reinforced what we had to do for the hmwk in prep for our exams.
15. The instruction and the lab afterwards was essential and necessary. It helped me alot especially when Dr. Valente went over it and walked us through step by step.

What aspects of this course need improvement?







1. I don't know if a math related course could be better than this!
2. I do not see any need for improvement. If is not broken, why fix it?
3. everything in course was excellent
4. none
5. None.
6. The only thing this class needs is to have an instructor like Mrs. Rubia Valente.
7. none needed :
8. The only thing I can think of is giving more time on the exams.
9. NA
10. None
11. I would say we focus less on the lecture portions slides and actually have a longer lab portion. I learned the concept best by doing the problems and working through step by step.
12. Maybe the course work as far as homework and quizzes should be depleted? Im not sure how to improve the course.

Additional comments:

1. The professor was very helpful and excellent at explaining difficult materials
2. I have always had issues with math and frankly I was afraid to take the course. Dr. Valente is very patient and kind in her critique and I feel she genuinely cares about each student's success. She encourages interaction in class, and again, her style is so great, it is almost impossible to get confused during lecture. She stresses "practice and study" and with good reason. Because her style guarantees you will learn the course material "on the spot", it's easy to believe you've mastered the material. She is an AMAZING Instuctor!!!!
3. This course needs to be removed from my degree plan for future students. It has nothing to do with my career path despite what my advisor told me. Although I learned some things from this course I will never use any of it, even if I was majoring in something related. There is a reason we have computers today, we should not have to do these calculations by hand. I appreciate Dr. Valente however because she truly cares about her students and clearly has a passion for teaching.
4. My experience as far as the instructor, the assignments and etc. was very positive. Overall, I feel, I had a great instructor with a great expertise in the subject matter.

5. she need to stay in this school because she is so smart professor I have ever had. She care about her students.
6. Overall, the assignmentshome-worksexams given to us helped me understand statistics. Dr. Valente's assignments were step by step written problem solving and I think for stats, thats the best way to truly learn. I had an outstanding experience, so did my classmates. Dr. Valente was an outstanding professor who actually cared for her students and wanted them to learn this material the right way. If she was staying at UTD, I would've definitely recommended her to fellow students because she was the best statistics professor at UTD.
7. I am a person that math has always been my problem, I can do it once I learn it but I don't like it. With Mrs. Valente I found my class interesting and never wanted to miss a class. Her goal is to make sure her students learn the material and I can say I'm sure most did well. My experience with her was awesome and I can retake the class with her at anytime again. That is how cool I found my class. She is the best!!!! No suggestions she does a great job she knows exactly how to be a professor.
8. This was my 3rd attempt at this course. Previously I dropped once then received an F on the next try. Both previous attempts at this course I had teachers who I felt were quite bad at teaching. In both prior classes I was confused and felt uncomfortable asking questions, and on those occasions when I did ask a question I did not get satisfactory answers. Dr. Vallente's course was a totally different experience. She is an excellent teacher. She was patient, knowledgeable. She worked to ensure all of her students understood the material and was available to help outside of class regularly.I would recommend her course to any other student who takes this, or any other class, she might teach.
9. Math is nowhere near my strong suit and being that I did not want to take this class at all Dr. Valente made it way easier than I thought. She explained in so much detail that I was able to understand it better than I thought I would at the beginning of the semester. Thank you so so much for how you are as a professor!
10. I felt that the course was extremely informative and easy to follow. The professor made the material very accessible. I took statistics in HS and this was an excellent refresher for me. In HS I did not do as well, and did not expect to do very well in this course. But Dr. Valente is an excellent professor and I'm glad I was able to take this course with her.
11. The course was well organized
12. Dr. Valente was truly one of the best professors I have EVER had. She was extremely patient, kind, and wanted to make all of her students learn Statistics with ease. She was always available to work with students and would drop anything she was doing in order to help a student in need. I also appreciated her taking the time to explain each step and moving through each concept at our class's pace. I really appreciated this patient teaching style, because of my math learning challenges. Upon entering the course, I dreaded the difficulty I would face in learning the material.. but found myself actually ENJOYING statistics. This was something I did not even know was possible. Dr. Valente truly is a wonderful teacher and inspirational educator. UT Dallas will be at a loss when she leaves the University.
13. Dr. Valente sincerely cares about how her students perform in the classroom and shows that in a way that I wish I could see in more professors. I'm not particularly good at this subject and the way she teaches and helps her students understand the material was essential in how well I ended up being able to do well in the class. I would recommend her to any student entering statistics for the first time.
14. Thank you Dr. Valente for being an outstanding instructor my last semester! Good luck in your future endeavors!

Class Grade Distribution (EPPS3405.501.16S)

	-	•	+	#	Grade Distribution epps3405.501.16s
A	3	2	3	8	 38.1%
B		6		6	 28.57%
C	1	2		3	 14.29%
D	2		1	3	 14.29%
F	-	1	-	1	 4.76%
W*	-	-	-	0	 0%
Total Enrollment: 21					<div style="display: flex; justify-content: space-between; font-size: small;"> 25% 50% 75% 100% </div>

class
GPA 2.73

DF % 19.05%

WDF % 19.05%

The direct address for this report is: go.utdallas.edu/eval/epps3405.501.16s. Download a PDF version of this report: go.utdallas.edu/eval/epps3405.501.16s/pdf. Contact the Provost's Technology Group to verify authenticity of report data: ptg@utdallas.edu. Median calculated using [Interpolated Median Algorithm](#). Survey Type: **ues**. Section Enrollment: **21**. Cache Time: **2016-05-16 17:33:14**. ceptqyoi (djd081000,axp116030,eelliott)